

Specifications		
Model name	MP-WU8101W (White)	MP-WU8101B (Black)
Display system	3LCD	
Display device	Size of effective display area 0.76" aspect ratio 16 : 10 Number of pixels 2,304,000 pixels H : 1,920 × V : 1,200 (WUXGA)	
Lens	Optional (All the projection lenses are sold separately.) Zoom Motorized (except for the option lens FL-720 / FL-701) Focus Motorized Lens shift Motorized (V, H)	
Light source	Laser diode	
Screen size	30 – 600 inch (100 – 350 inch for the ultra short throw fixed lens FL-720, 60 – 600 inch for the ultra short throw lens USL-701)	
Light output	Brightness*1 10,000 lm Center lm*2 10,500 lm	
Contrast ratio (full white / full black)*1	3,000,000 : 1	
Displayable scanning frequency	Horizontal 15 – 106 kHz Vertical 50 – 120 Hz	
Display Resolution	Computer WUXGA*3 (max.) *Native resolution is WUXGA. Video 4096 × 2160*4 (max.) *Native resolution is WUXGA.	
Terminals	COMPUTER IN Mini D-sub 15-pin connector × 1 MONITOR OUT Mini D-sub 15-pin connector × 1 VIDEO IN RCA connector × 1 HDMI IN HDMI® connector × 2 (HDCP compliant) HDMI OUT HDMI® connector × 1 (HDCP compliant) 3G-SDI BNC connector × 1 HDBaseT™ RJ - 45 connector × 1 DisplayPort™ DisplayPort™ × 1 AUDIO IN 3.5mm (stereo) mini connector × 1, RCA connector (L, R) × 1 AUDIO OUT 3.5mm (stereo) mini connector × 1 CONTROL IN (RS-232C) D-sub 9-pin connector × 1 LAN RJ - 45 connector × 1 WIRELESS USB type A × 1 (The separately sold USB wireless adapter is necessary for this function.) REMOTE CONTROL IN 3.5mm (stereo) mini connector × 1 REMOTE CONTROL OUT 3.5mm (stereo) mini connector × 1	
Network	Wired 100BASE-TX / 10BASE-T Wireless (Option*5) IEEE 802.11a / b / g / n / ac	
Operating temperature	0 – 45°C (32 – 113°F) at altitudes from 0 – 1,600 m (0 – 5,249 ft)*6 The brightness of light source may be reduced automatically over 35°C (95°F).	
Operating humidity	10 – 80% (non-condensing)	
Power requirements	AC 100V – 120V (50 / 60 Hz), 7.3A, AC 220V – 240V (50 / 60 Hz), 3.6A	
Power consumption	AC 100V – 120V : 720W, AC 220V – 240V : 680W	
Standby mode power consumption	Less than 0.5W at saving mode*7	
Standard outside dimensions (W x H x D)	585 mm × 242 mm × 444 mm (23.0" × 9.5" × 17.5") (Including protruding parts), 582 mm × 215 mm × 431 mm (22.9" × 8.5" × 17.0") (Excluding protruding parts)	
Weight	Approx. 18.6 kg (41.0 lbs.) (Excluding lens)	
Accessories	Remote control with two AA batteries, Power cord, User's manual, Security label, Lens hole cover, Terminal cover	
Optional parts	USB wireless adapter USB-WL-5G*8 Air filter UX43482 Option lens FL-720 (Ultra short throw fixed lens) ML-713 (Middle throw lens) USL-701 (Ultra short throw lens) LL-704 (Long throw lens) FL-701 (Fixed short throw lens) UL-705 (Ultra long throw lens) SL-712 (Short throw lens) Mounting accessories HAS-9110 (Bracket for fixing mount) HAS-104S (Slim adapter for fixing mount) HAS-204L (Standard adapter for fixing mount) HAS-304H (Long adapter for fixing mount) HAS-404U (Ceiling mount with 6-axis adjustment)*9	

\*1 : When PICTURE MODE is set to DYNAMIC, DYNAMIC BLACK is ON and LIGHT OUTPUT is set to Normal 100%, attached projection lens is ML-713, zoom position is WIDE (max.), and the lens shift position is center. \*2 : It is a value calculated using the brightness measured in the center of the screen. The measurement conditions are as follows. LIGHT OUTPUT is set to NORMAL 100 %, PICTURE MODE is set to DYNAMIC, DYNAMIC BLACK is ON, attached projection lens is ML-713, zoom position is WIDE (max.), and the lens shift position is center. \*3 : WUXGA (60 Hz) Reduced Blanking only. \*4 : Supported on the HDMI®, HDBaseT™, and DisplayPort™ terminal. \*5 : Optional wireless adapter is needed. \*6 : 0 – 40°C (32 – 104°F) at altitude from 1,600 m to 3,048 m (5,249 ft to 10,000 ft). \*7 : SAVING mode disables the functions of MONITOR OUT, AUDIO OUT, speaker sound, network communication, RS-232C control except POWER ON command, etc. in standby. \*8 : The availability of the USB-WL-5G varies depending on the country and the region. \*9 : HAS-404U is used on a projector with the ultra short throw fixed lens FL-720 is attached to when it is installed at the ceiling mounting position.

- Environment**
- ▶ Long Life mode
  - ▶ No use of mercury lamp

—Design and specifications are subject to change without notice.  
• The projected images and comparison photos in this catalog are simulations. • LCD panels, polarizers and other optical components and cooling fans may need replacement after prolonged usage. For more details, please consult a sales representative. • Do not use in places where there is a lot of water, dampness, steam, dust, soot or tobacco smoke. This may result in fire or malfunction. • Optical components (light source, LCD panel, polarizing plate, PBS [polarizer beam splitter]) have limited service lives. They must be repaired or replaced if they are used for a long period of time. • During use and immediately after use, do not touch anywhere near the vents as these parts are extremely hot. • Optical components other than the light source : If the projector is used for six hours or more per day, they may need to be replaced in less than a year. • LCD panel : If the projector is used continuously for six hours or more, its replacement cycle may be shortened. • Each product may have differences of color, brightness and focus due to manufacture variation. • Blu-ray Disc™, Blu-ray™, and 4K Ultra HD Blu-ray™ are trademarks of Blu-ray Disc Association. • Crestron® and Crestron RoomView™ are registered trademarks of Crestron Electronics, Inc. in the United States and other countries. • DICOM® is the registered trademark of the National Electrical Manufacturers Association for its standards publications relating to digital communications of medical information. • HDMI®, the HDMI® Logo, and High-Definition Multimedia Interface are trademarks or registered trademarks of HDMI® Licensing Administrator, Inc. in the United States and other countries. • DisplayPort™ is trademarks owned by the Video Electronics Standards Association (VESA®) in the United States and other countries. • Extron® is registered trademark of RGB Systems, Incorporated. • All other trademarks are the properties of their respective owners. • These projectors are a CLASS 1 LASER PRODUCT (IEC / EN 60825 - 1 : 2014).

**CAUTION**

<p><b>LASER RADIATION</b> AVOID DIRECT EYE EXPOSURE CLASS 3R LASER PRODUCT Wavelength : 449-461 nm Max. Output : 130 mW IEC 60825-1:2007</p>	<p><b>RAYONNEMENT LASER</b> ÉVITER L'EXPOSITION DIRECTEMENT LENS YEUX PRODUIT LASER DE CLASSE 3R Longueur d'Onde : 449-461 nm Sortie max. : 130 mW IEC 60825-1:2007</p>	<p><b>雷射輻射</b> 避免眼睛受到直接照射 3R雷射產品 波長 : 449-461 nm 最大輸出 : 130 mW IEC 60825-1:2007</p>
------------------------------------------------------------------------------------------------------------------------------------------------------------------	-------------------------------------------------------------------------------------------------------------------------------------------------------------------------------------------------	---------------------------------------------------------------------------------------------------------

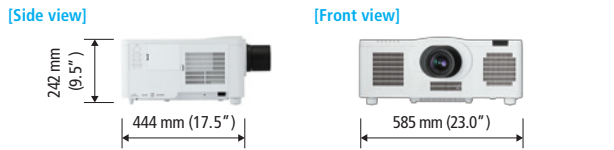
This projector may become RG3 when an interchangeable lens with throw ratio greater than 2.8 is installed. Refer to the manual for the lens list and hazard distance before operation. Such combinations of projector and lens are intended for professional use only, and are not intended for consumer use.

Ce projecteur peut se transformer en RG3 si un objectif interchangeable ayant un ratio de projection supérieur à 2,8 est installé. Consultez le manuel pour la liste des objectifs et la distance à risque avant toute utilisation. De telles combinaisons de projecteur et d'objectif sont destinées à un usage professionnel uniquement et ne sont pas destinées au grand public.

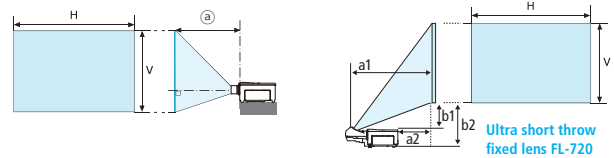
Dieser Projektor kann zu RG3 werden, wenn ein Wechselobjektiv mit einem Throw-Ratio größer als 2,8 installiert wird. Vor Inbetriebnahme siehe Objektliste und Sicherheitsabstand. Derartige Kombinationen von Projektor und Objektiv sind nur für professionellen Gebrauch vorgesehen und sind nicht für Verbraucherverwendung gedacht.

<p>LASER ENERGY – EXPOSURE NEAR APERTURE MAY CAUSE BURNS ÉNERGIE LASER – L'EXPOSITION PRÈS DE L'OUVERTURE PEUT PROVOQUER DES BRÛLURES LASERENERGIE – AUSSETZUNG IM BEREICH DER ÖFFNUNG KANN VERBRENNUNGEN VERURSACHEN 雷射能量 – 暴露於光圈附近可能會導致燙傷 QL50392</p>	<p>CLASS 1 LASER PRODUCT PRODUIT LASER DE CLASSE 1 LASERPRODUKT DER KLASSE 1 1類雷射產品 IEC/EN 60825-1:2014</p>	<p>LASER APERTURE OUVERTURE LASER LASERÖFFNUNG 雷射窗口</p>
-------------------------------------------------------------------------------------------------------------------------------------------------------------------------------------------------------------------------------------------------------------------------	-----------------------------------------------------------------------------------------------------------------------------	---------------------------------------------------------------------

**Dimensions** \* Image with Standard Lens ML-713 mounted.



**Projection Distance**



H × V : Screen size  
a : Projection distance (from the projector's front panel to screen.)  
a1 : Reflecting mirror surface to screen  
a2 : Projector end to screen edge (closer edge to projector)  
b1 : Projector top to screen edge (closer edge to projector)  
b2 : Projector bottom to screen edge (closer edge to projector)

\*The figures are not drawn to scale.

**16 : 10 screen (1,920 × 1,200)**


Screen size	meter												
	USL-701		FL-701		SL-712		ML-713		LL-704		UL-705		
Type	H	V	a min.	a max.	Fixed	a min.	a max.	a min.	a max.	a min.	a max.	a min.	a max.
80	1.7	1.1	1.4	1.8	1.4	2.0	3.1	3.0	5.0	4.9	8.3	8.3	14.1
100	2.2	1.3	1.7	2.2	1.8	2.5	3.8	3.7	6.3	6.1	10.3	10.3	17.6
120	2.6	1.6	2.0	2.6	2.1	3.0	4.6	4.4	7.5	7.3	12.4	12.3	21.0
150	3.2	2.0	2.5	3.3	2.6	3.8	5.7	5.6	9.4	9.1	15.5	15.4	26.2
300	6.5	4.0	5.0	6.5	5.2	7.6	11.4	11.1	18.8	18.2	31.1	30.5	52.2
500	10.8	6.7	8.3	10.8	8.6	12.6	19.0	18.4	31.3	30.4	51.9	50.6	86.9

Screen size	inch												
	USL-701		FL-701		SL-712		ML-713		LL-704		UL-705		
Type	H	V	a min.	a max.	Fixed	a min.	a max.	a min.	a max.	a min.	a max.	a min.	a max.
80	68	42	54	70	56	80	121	117	198	192	325	328	555
100	85	53	67	87	69	100	151	146	248	240	407	407	691
120	102	64	80	104	83	120	181	175	297	287	489	486	828
150	127	79	100	129	103	150	226	219	371	359	611	605	1032
300	254	159	197	256	205	298	450	435	740	718	1225	1200	2056
500	424	265	326	424	340	497	749	725	1232	1196	2044	1992	3421

Screen size	meter						inch						
	USL-701		FL-701		FL-720		USL-701		FL-701		FL-720		
Type	H	V	a1	a2	b1	b2	Type	H	V	a1	a2	b1	b2
100	2.2	1.3	0.819	0.100	0.423	0.669	100	85	53	32	4	17	26
120	2.6	1.6	0.965	0.246	0.517	0.763	120	102	64	38	10	20	30
150	3.2	2.0	1.185	0.465	0.658	0.905	150	127	79	47	18	26	36
300	6.5	4.0	2.281	1.561	1.365	1.611	300	254	159	90	61	54	63
350	7.5	4.7	2.646	1.927	1.600	1.847	350	297	185	104	76	63	73

\*The values may be different slightly.

**Terminals**



This photo shows a white-color model

**Laser Projector**



**Pursuit of detail in image quality and better visibility 10,000 lm 3LCD Laser Projector**



\*Projected images are simulations





## LINEUP

\* The lens of the projector is sold separately. \* Local availability may be limited.



MP-WU8101W  
WUXGA 10,000 lm



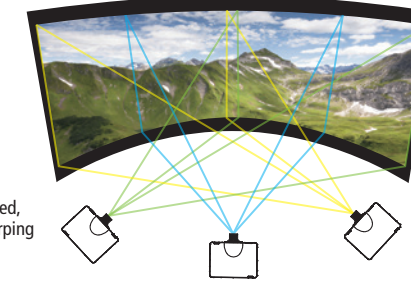
MP-WU8101B  
WUXGA 10,000 lm



## Installability and System Features

### Edge Blending & Warping


The multiple projectors allow to project one image on a huge curved screen by using the geometry correction and the edge blending functions simultaneously.



\* Additional equipment may be required for this feature.  
\* If geometry correction is required, please download Projector Warping Tool from the website (<https://proj.maxell.co.jp/en/>).

### Projector Blending Tool 3 (Application)

Capable of projecting smooth blended images using up to 12 projectors with an external camera unit.



\* The application can be downloaded from the website (<https://proj.maxell.co.jp/en/>).  
\* This figure is not drawn to scale.

### Multi Screen Mode

When projecting the screens of multiple projectors side by side or edge blending, this function allows to reduce differences of color tone and brightness between them.

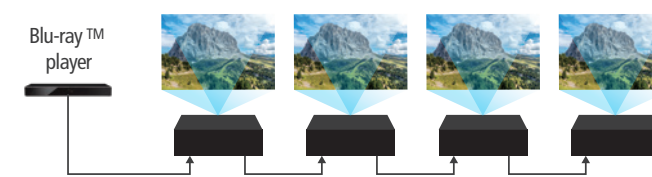
### 4K Ready \*6

The projectors allow 4K signal input on HDMI®1, HDBase™, and DisplayPort™ input terminals. You can enjoy much better viewing experiences with a 4K Ultra HD Blu-ray™ player or other devices.

### HDMI® OUT

Transfers the input signal on the HDMI®1 or HDBase™ terminal to another device. It allows to connect the projectors\*4 in series in order to project the same image simultaneously without using an HDMI® splitter or switcher product.

\*6 Up to 4 projectors can be connected in series for the HDMI® OUT terminal of the projector. The number of devices that can be connected varies depending on the HDCP version, the restriction of the number of devices for HDCP repetition of the source device, and the quality of the cable.



### 360° Projection

The projector provides great installation flexibility as it can be installed at various angles. By rotating the projector 90 degrees, you can project vertically long images (Portrait Projection).



\* When the ultra long throw lens UL-705 is attached, the projector cannot be installed facing its projection lens upward or downward.

### Auto Power ON \*7

The projector power can be turned on to display the input image automatically when the input signal comes from connected devices.



\*7 Supported input terminals are COMPUTER IN, HDMI®2, and VIDEO. This function is unavailable when STANDBY MODE is set to NETWORK (WOL) or SAVING. This function may work unintentionally by connected external devices.

## High Reliability and Stability

### Long Life 20,000-hour Laser Light Source

Maxell's laser light source projectors have 20,000 hours\*1 of light source life. Use for 50,000 hours\*1 can be achieved in LONG LIFE 2 mode. Also, users may select their desired operation mode. Furthermore, in addition to the light source, the phosphor wheel is also dust resistant, suppressing brightness level reduction by preventing dust from coming into contact with the optical parts. Also, this model includes a hybrid filter that requires less maintenance and cleaning, making 20,000 hours of continuous operation possible. Users can enjoy using the projector for long periods of time while maintaining its brightness. Additionally, though the MP-WU8101W / B is a 10,000 lm projector, it has achieved a low noise of 38 dB. This is a suitable feature for presentations and seminars.

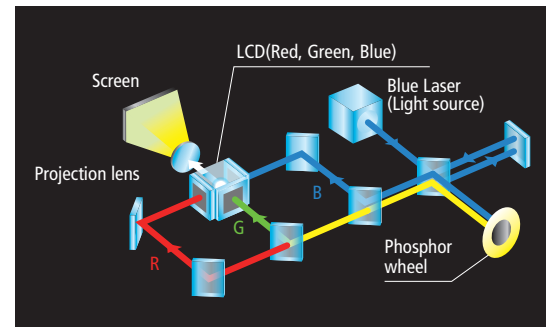
\*1 For laser light source. The value is an estimate and may vary depending on the use environment or use condition.

LIGHT OUTPUT	Brightness*2	Light source life*3	Noise*4
NORMAL	10,000 lm	20,000 hours	38 dB
LONG LIFE 1	7,500 lm	30,000 hours	
LONG LIFE 2	5,000 lm	50,000 hours	33 dB
WHISPER	5,000 lm	20,000 hours	

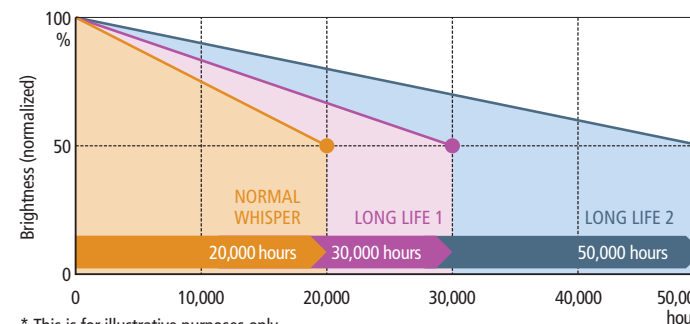
\*2 These are reference values and may vary depending on products.

\*3 The values are an estimate and may vary depending on the usage environment or use condition.

\*4 Reference values when used in an ambient temperature of 23°C. The noise level varies by the projector model, installation environment, and use condition.



Brightness Deterioration Comparison between Light Output Modes



\* This is for illustrative purposes only.

## High Image Quality

### Contrast Optimizer

This is Maxell's original technology that enhances the contrast according to the brightness of the input image and improves visibility.

The dynamic range of each part of the image is stretched to display an image with a wider range of expression of blackouts and bright areas of the image.

\* This function is disabled when the EDGE BLENDING function or the PbyP / PinP function is enabled.

\* This function is disabled when HDR DETECT is enabled and HDR signal is input.

\* Even if this function is set to ON, this function may be disabled depending on the PICTURE MODE setting.



\* Comparison photos are simulations.

### HDR Detect

Receives the 4K HDR signals\*5 and expresses rich tones in dark and bright areas of the scene.

\* Comparison photos are simulations.

\*5 Supports 4K HDR signals : Converted to WUXGA (1920 x 1200) resolution size. 4K signals can be received from HDMI®1, HDBase™, and DisplayPort™.



\* Comparison photos are simulations.

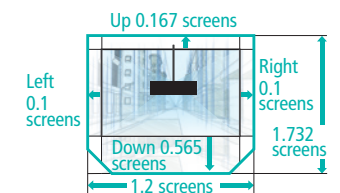
## Interchangeable Lenses Options \*Local availability may be limited.

Lens type	Zoom ratio	Throw ratio	Screen size (Diagonal)	Weight	Lens shift	
					Up / Down	Left / Right
FL-720 Ultra short throw fixed lens	1.0	0.38	100" - 350"	3.1 kg*8	+82% ~ +88%	-5% ~ +5%
USL-701 Ultra short throw lens	1.3	0.74 - 0.98	60" - 600"	1.8 kg	-16.7% ~ +52.5%	-10% ~ +10%
FL-701 Fixed short throw lens	1.0	0.8	30" - 600"	1.1 kg	-6.9% ~ +6.9%	-4.3% ~ +4.3%
SL-712 Short throw lens	1.5	1.2 - 1.8	30" - 600"	0.7 kg	-16.7% ~ +52.5%	-10% ~ +10%
ML-713 Middle throw lens	1.7	1.7 - 3.0	30" - 600"	0.9 kg	-16.7% ~ +56.5%	-10% ~ +10%
LL-704 Long throw lens	1.7	2.8 - 4.9	30" - 600"	1.5 kg	-16.7% ~ +52.5%	-10% ~ +10%
UL-705 Ultra long throw lens	1.7	4.9 - 8.3	30" - 600"	1.6 kg	-16.7% ~ +52.5%	-10% ~ +10%

\*8 Excluding support metal.

### Lens shift area

The motorized lens shift lets you choose a more convenient installation location, even for large spaces.



\* This figure shows the lens shift range for the projector with the optional lens ML-713 at the ceiling mounting position.  
\* This figure is not drawn to scale.

### Other Functions

[Network] : Projector Control, Easy Scheduling Setting, Network presentation [Installability] : Perfect Fit, Instant Stack [Security] : PIN lock, Key lock [Usability] : Auto Power On, Direct Power On / Off, Magnify, PbyP / PinP, Remote ID, Quick Start, DICOM® Simulation Mode\*9

\*9 This projector is not a medical device and is not compliant with the DICOM® standard, and neither the projector nor the DICOM® Simulation Mode should be used for medical diagnosis.